



# LAS VEGAS METROPOLITAN POLICE DEPARTMENT

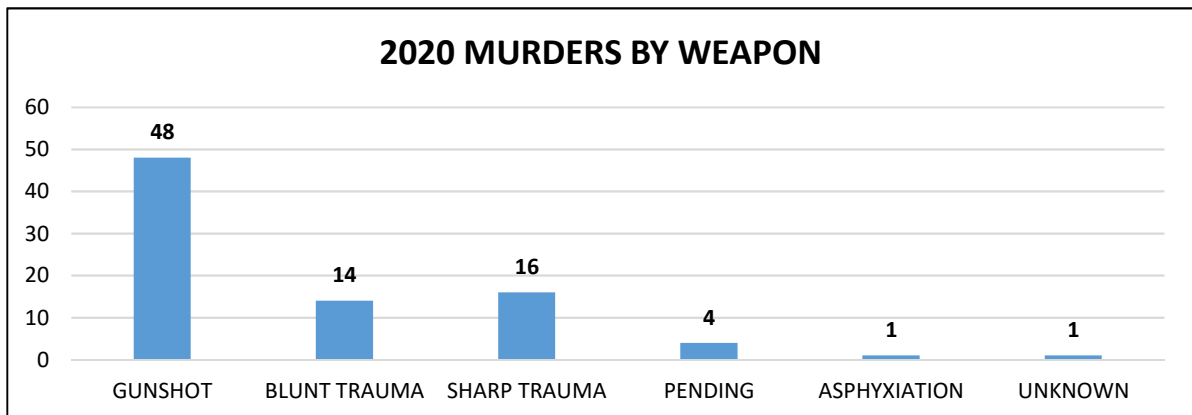
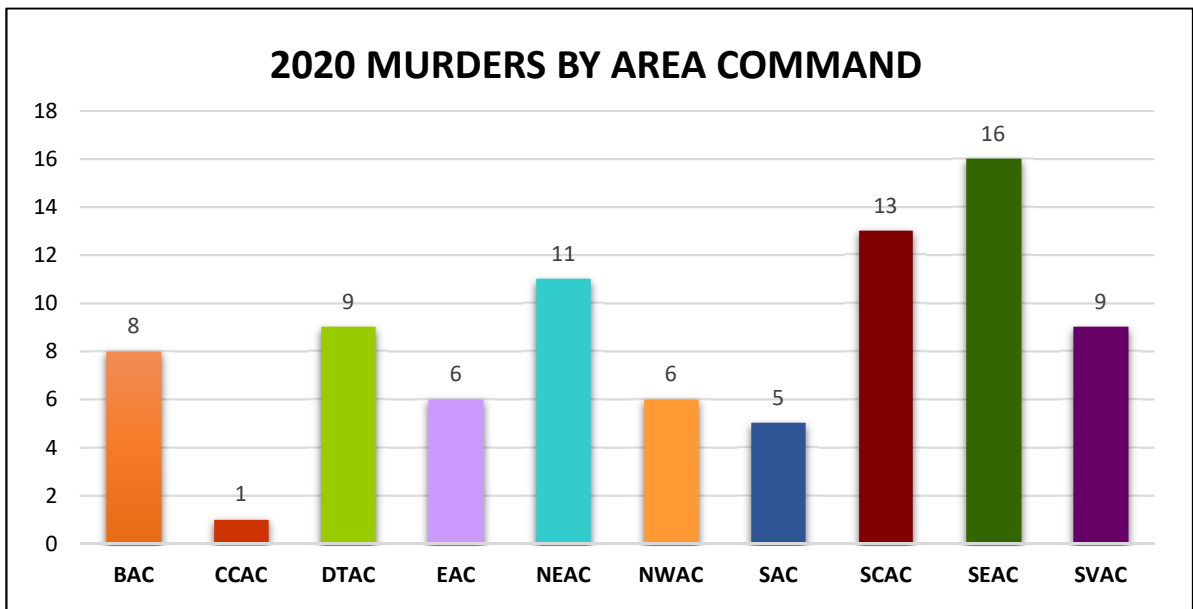
## MURDER STAT SHEET

### 01/01/2020 - 11/14/2020

#### VALLEYWIDE MURDERS

#### Summary:

- **84** 2020 Year to Date Murders
- **73** 2019 Year to Date Murders
  - This is a **15%** increase
- **21** 2020 Year to Date Justifiable Homicides
- **5** 2020 Year to Date Other Jurisdiction Murders handled by LVMPD
- **17** 2020 Year to Date LVMPD Officer-Involved Shootings
  
- **90%** clearance rate as of 11/14/2020
  - **76** Cases cleared by arrest, submitted, ID'd or suspect deceased
  - **8** Open cases



\*Incidents from the Homicide Investigation Log that are ruled Justifiable Homicides by the DA, or that are pending DA review, are not included in the totals found on this report. Accidental Deaths are also not included.



# LAS VEGAS METROPOLITAN POLICE DEPARTMENT

## MURDER STAT SHEET

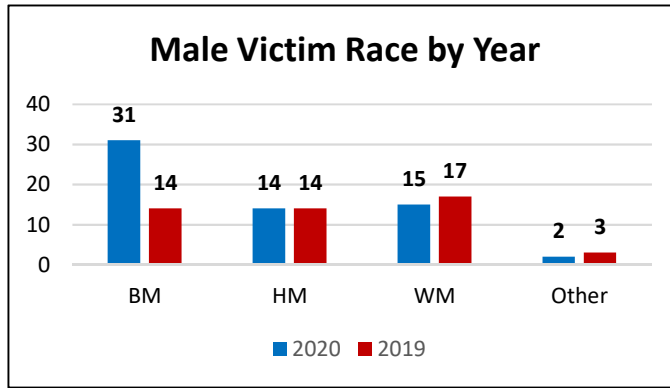
### 01/01/2020 - 11/14/2020

## VICTIMOLOGY

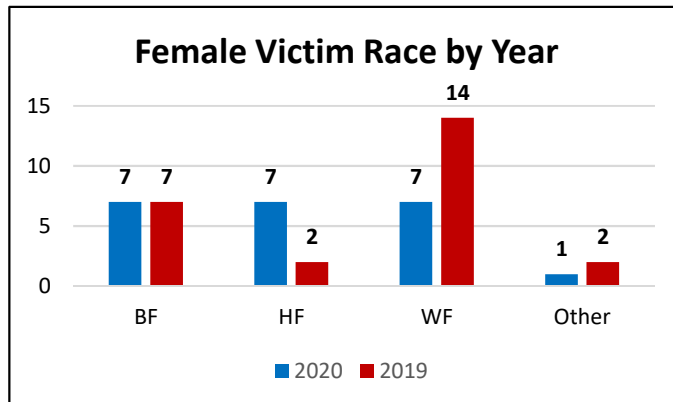
Top 5 Causative Factors*	2020	2019	% Change
DOMESTIC VIOLENCE	19	14	36%
ALTERCATION - PERCEIVED DISRESPECT	10	7	43%
CRIME - ROBBERY	9	8	13%
ALTERCATION - DRUG OR ALCOHOL INDUCED	4	1	300%
VICTIM IS A GANG MEMBER	4	0	N/C

\*full list on final page of report

Victim Age	2020	2019	% Change
0-11 Months	4	1	300%
12-23 Months	1	0	N/C
2-9yoa	0	6	-100%
10-14yoa	0	0	
15-19yoa	7	7	0%
20-29yoa	22	16	38%
30-39yoa	21	16	31%
40-49yoa	12	9	33%
50+yoa	17	17	0%
Undetermined	0	1	-100%
<b>Total</b>	<b>84</b>	<b>73</b>	<b>15%</b>



Total Male Victims:  
2020 - 62  
2019 - 48



Total Female Victims:  
2020 - 22  
2019 - 25

\*Incidents from the Homicide Investigation Log that are ruled Justifiable Homicides by the DA, or that are pending DA review, are not included in the totals found on this report. Accidental Deaths are also not included.

